

Island Horse Council



In Partnership With

Health and Wellness PEI



Rulebook & Competition Guidelines Abegweit Series

Table of Contents	Page
Overview, General Information	3
Series Competition Rules and Regulations	4
Safety, Risk Management, Bio-security Policy	6
Competition Approval Requirements	8
Recognized Classes/Divisions/Restricted Divisions	10
Award/Points Qualifying Rules	12
Awards Standards/Restrictions	14
Tack and Attire	18
Class Descriptions	20
Western Performance Division	20
Reining Division	27
Western Speed Division	28
English Flat Division	31
Hunter Division	32
Hunter Equitation Over Fences	35
Jumper Division	36
Dressage Division	38
Western Style Dressage	40
Pleasure Driving Division	41
Maritime Bred Award	44
Appendix	
Abegweit Series Helmet Waiver for Adult Athletes	45
Junior Sportsmanship Award Nomination For	46

Abegweit Series Rulebook & Competition Guidelines

Island Horse Council
40 Enman Crescent
Charlottetown, PE
C1E 1E6

Tel: 902-620-3888

office@islandhorsecouncil.ca

In Partnership with Health and Wellness, The Prince Edward Island Horse Council is pleased to present the Abegweit Series as an introductory level of competitions developed and administered by the IHC to:

- Provide a standardized format of competition rules and regulations.
- Provide leadership to Competition Organizers on the management of equestrian events.
- Provide an award system to recognize the emerging equestrian, through talent ID and an involvement with Long Term Equestrian Development (LTED) programs.
- To promote participation in the NCCP – IHC Coaching programs.
- To educate and promote sport policies such as an introduction to fair play, clean sport programs and ethics in sport.
- To provide a platform to development IHC Competition Officials.
- To promote the welfare of the horse.

ABEGWEIT SERIES OVERVIEW

- The Abegweit Series is a provincial circuit.
- Athletes must be IHC Members to be eligible for Abegweit Series Annual Awards.
- Annual awards are presented at the IHC Awards Reception. The Sportsmanship Award for the junior athlete is awarded by nomination.
- References to Athlete(s) throughout this handbook refer to the human athlete (competitor, driver or handler).
- Abegweit Series Competitions are listed in the IHC Calendar of Events
www.islandhorsecouncil.ca

GENERAL TERMINOLOGY

Athlete:	Relates to the human competitor, driver or handler for Talent ID and LTED recognition for Talent
COC:	Competition Organizing Committee
Competitor:	Athlete, Competitor, Driver or Handler
LTED:	Long Term Equestrian Development
NGS:	Members Not in Good Standing
IHC:	Island Horse Council
PR:	Person Responsible
P/TSO:	Provincial/Territorial Sport Organization

SERIES COMPETITION RULES and REGULATIONS

In addition to the competition organizing committee's requirements, there are also IHC requirements specific to Abegweit Series:

1. **Membership:** Current IHC membership is required to compete and qualify for Annual awards. Non-PEI residents require an out-of-province P/TSO membership to be eligible to compete and must also have an IHC membership if they wish to be eligible for Annual Awards.
2. **Age Categories:** Where age is indicated, the age is defined as of January 1st.
3. **Person Responsible:** The person who signs the entry form is the person responsible for the welfare of the horse and for the actions of the support team of that entry. Junior competitors must have their entry form signed by the parent or legal guardian deemed responsible for said junior.
4. **Competitor Conduct:** Any act of discourtesy or disobedience by an owner, groom, athlete, coach, or family member to an official, COC member, other spectators or competitors while at the competition may disqualify the associated horse and competitor from competition. The COC has the right to remove anyone from the competition without being liable for compensation or damages.
5. **Protective Headgear:** Although competition management may enforce a stricter helmet policy, all competitions must adhere to the following IHC Policy on Protective Headwear:
 - a. **IHC Helmet Policy:** All Competitors must wear ASTM/SEI, or BSI/BS EN, approved protective headgear, with the safety harness correctly secured at all times while mounted or driving at the competition or anywhere on the competition grounds.
Exception - Competitors 19 years old or older as of January 1st of the competition year wishing to compete in the Western Performance Division without an approved safety helmet must submit a signed Abegweit Series Helmet Waiver to the competition organizer.
6. **Ring Numbers** issued by the competition office must be worn at all times. This includes the competition arena and the schooling/warm up area. If at any time a horse is being handled by an individual other than the competitor, the handler must be in possession of the ring number.
7. **Lunging** of horses is permitted in a specified designated area only. Lunging is not permitted in any areas that horses are being ridden or driven. In any class or event requiring equipment, athletes/participants may only use obstacles provided by the show committee.
8. **Mannerly stallions** may be shown by SENIOR EXHIBITORS ONLY.
9. **Falls:**
 - a. An athlete is considered to have fallen when, either voluntarily or involuntarily, separation from the horse occurs in such a way that said athlete touches the ground or finds it necessary to seek support or assistance to regain a seated position.
 - b. An athlete has fallen when vaulting or remounting to regain sitting astride the horse is required.
 - c. A horse is deemed to have fallen when its shoulder and/or hip and/or underline touches the ground.
10. **Conflict of Interest:** No horse may be shown to a judge if that judge has owned, leased, trained, coached or acted as an agent within one (1) month prior to the competition.
11. **Safety** (in addition to discipline-specific rules stated throughout this document):

Abegweit Series Rulebook & Competition Guidelines

- a. Competitors are responsible to know the method of reversing used during group classes. The show committee shall indicate the method of reversing during group whether it is to the inside or toward the wall. i.e., the proper show ring reverse for most English Classes is to leave the track on a diagonal in the current direction and then half circle to the track in the new direction. The standard Western ring reverse is to turn to the inside of the ring.
 - b. Appropriate apparel and footwear must be worn in the competition ring and warm up areas.
12. Equine Medication Control: The IHC (Island Horse Council) endorses Clean Sport for all equine activities. Clean Sport (competing without medications) will ensure fair play in competition while maintaining the welfare of the horse. The IHC reserves the right to introduce drug testing at Abegweit Series, with the proviso that due notice will be given. It is the IHC's expectation that competitors will ensure their horse's performance is not enhanced by means of prohibited substances.

13. Equine Welfare:

The IHC is dedicated to the humane treatment and welfare of horses. Cruel, abusive or inhumane treatment of a horse at any IHC Abegweit Series event by any competitor, owner, coach, trainer or other person will not be tolerated anywhere on the competition grounds under any circumstances. A horse may compete in Under Saddle or Driving competitions only after July 1st of its two-year-old year.

Horses entered in all events must be in good condition and must be serviceably sound. Final determination of horse's suitability to continue is ultimately the judge's decision.

Unsoundness is defined as:

- a. Consistently observable at any gait under all circumstances;
- b. Marked nodding, hitching or shortened stride; or
- c. Minimal weight-bearing in motion and/or rest and inability to move.
- d. Any manifestation of pain, inability, disability or deformity in the act of motion is considered unsoundness.

ORGANIZER FORM SUBMISSION

Prior to Competition:

Competition Application	Due 4 weeks prior to competition
Final Prize List/Competition Information	Due 4 weeks prior to competition
Certificate of Insurance	Due 4 weeks prior to competition

After the Competition (Required):

Remittance Form with fees	10 days post competition
Results	10 days post competition
Sportsmanship Nomination Form	10 days post competition (if applicable)

SAFETY - RISK MANAGEMENT – BIOSECURITY POLICY

Competition organizers must establish policies to address safety and risk management assessments for before, during and after a competition. These policies will support your club's/events potential liability and due diligence concerns. They protect competition organizers, volunteers, competitors, and spectators. The staging of equestrian competitions is an activity that is particularly vulnerable to accidents; therefore the Competition Committee has a special responsibility to provide an event that is run as safely as is possible.

Competition organizers must:

1. Designate a Safety manager
 - a. It is a requirement that all Horse Competition Committees have a safety sub-committee that has the authority to develop safety policies and procedures for their competition and to enforce those regulations. Have the safety committee develop and the Competition Committee approve the safety guidelines for the event.
 - b. Empower the safety committee to enforce any rules/regulations relating to safety guidelines during the event.
2. Record and report incidents/accidents. It is recommended that you use the forms provided by your insurance provider.
3. Institute a “Medical Transport” plan. Provide the civic address to all competitors and have it posted on the competition grounds. Indicate Medical Support contact.
4. Ensure adequate emergency medical attention is available for every event.
5. Consider Biosecurity at their competition. It is recommended that Equine Biosecurity Policy and action plan is established.
6. SAFETY CHECKLIST
 - a. Stable Safety, Arena Safety, Spectators-areas/seating/safety, Parking, Fire Precautions/Emergency Measures, Emergency Exits, and Accidents. Numbers for Veterinarians and Farriers suggested.
 - b. Please Note: An Emergency Response Plan poster is included in this handbook for the competition to complete and post in various locations on the competition grounds.
 - c. Signage: Post all rules and regulations for participants/ spectators to follow. Use signage to alert persons of any dangers. Be sure you have in place, and follow, rules/guidelines for the safety and protection of all youths under the age of 19 years on the premises both as participants and as spectators.
 - d. Other Policies to consider:
 - d.i. Unruly horses and/or people;
 - d.ii. Alcohol/drugs – use while on the premises;
 - d.iii. Smoking – use in areas such as arenas, stables, etc.;
 - d.iv. Dog restrictions and policies about dogs/pets running at large – If dogs are permitted on the competition grounds, it is recommended that they be on a leash and are not at ringside.
 - d.v. Children unattended;
 - d.vi. Visitor/spectators in horse areas;
 - d.vii. Garbage disposal

Abegweit Series Rulebook & Competition Guidelines

7. Develop a safety plan for the warm up ring. It is highly recommended that the warm up ring be supervised and traffic be controlled (especially if the warm up area is small) by a knowledgeable person. (i.e. all traffic in the warm up ring travelling in the same direction).
8. Warm Up Ring: Appropriate apparel including footwear and helmet are required in the warm up ring. Only those obstacles provided by the competition committee are permitted in the warm up ring.
9. Develop lunging rules for the competition. It is highly recommended that competitions should have a separate lunging area or designated lunging only time. Restrictions for lunging are outlined in the Abegweit Series Rules and Regulations.
10. Ring entrance must be closed. It is highly recommended that the ring entrance be closed while class in progress with a door, gate, or rope barrier. Ring exit area should be kept clear and controlled by a knowledgeable person.
11. Plastic jump cups with plastic pins are required for all over-fences classes. Jump cups must not be left on the standards when the rails are removed. Competitions are encouraged to use breakaway cups on the top rail of a vertical and the back rails of all oxers.
12. As there are often individuals new to competition at Abegweit Series competitions, considerations must be given to individuals who do not know “the rules” or “standard practises” as they may not be the same to everyone. It is recommended that the competition committee indicate the method of reversing during group classes - whether it is to the inside or toward the wall.
13. The number of horses in a rail class must be considered for safety reasons. It is recommended that the number of horses in a rail class be restricted according to ring size and the level of the athlete and horse.
14. Policies for Junior Members must be considered. For risk management and safety purposes, it is highly recommended that Junior aged competitors not be left unattended at any time during the competition. A waiver indicating the legal parent or guardian responsible for junior aged competitors shall be signed and remain in the competition office.

FIRST AID & EMERGENCY MEDICAL HELP

1. Competitions must have an Emergency Action Plan, and show management teams must be aware of the plan. It is highly recommended that a competition post an Emergency Action Plan (EAP) in the show office visible to all competitors.
2. A competition should have, preferably on hand during the entire event, a person(s) who is trained and knowledgeable in First Aid/Emergency Medical Treatment. Ambulance/MD: If they are not present at the event, know how to reach an ambulance and doctor on short notice. Alert them ahead of your event so they are aware it is being held. Keep the telephone number of both ambulance and doctor readily available on a moment's notice.
3. Competitions need to have a first aid kit available at all times in their facility on the grounds. The first aid kit needs to be an appropriate size for the full number of people on the grounds (competitors and spectators and volunteers/staff).
4. It is recommended that a tarp/shroud be available in case of injury to horse or competitor to provide privacy for the horse/competitor by shielding them from public view. It is recommended that a tarp/shroud be available for both competition rings and warm up rings.
5. If a person is rendered unconscious, or complaining of back pain, under no circumstances should that person be moved. Wait until qualified medical help is present prior to moving such a person.

IHC Helmet Policy:

All Competitors must wear ASTM/SEI, or BSI/BS EN, approved protective headgear, with the safety harness correctly secured at all times while mounted or driving at the competition or anywhere on the competition grounds.

Exception: Competitors 19 years old as of January 1st of the competition year wishing to compete in the Western Performance Division without an approved safety helmet must submit a signed Abegweit Series Helmet Waiver to the competition organizer. There will be no exemptions for any other classes/divisions.

Individual Competitions may enforce stricter safety and helmet rules during their competitions which will take priority above the IHC Helmet policy.

Competitions choosing to allow Helmet Waivers are to keep the waivers in a separate file in the competition office.

Other Policies:

- Competitors **MUST** wear assigned ring numbers at all times **DURING THE COMPETITION**.
- Competitions failing to comply with the Abegweit Series Guidelines will **NOT** be recognized as Abegweit Series Competitions.
- Competition Committees should ensure that all equipment used in the competition is in good repair, meets required standards and is accessible prior to the start of the competition.
- Competition Committees should have available: tape measure, rake, stop watches, etc.
- Competition management is asked to indicate all or any classes that are deemed Abegweit Series in the official competition class list.
- IHC supports a tobacco free environment and has a Tobacco Free Policy for both the health of participants and to help prevent fires near barns/stables.

LEGAL ACTION MAY BE INSTITUTED MANY MONTHS, EVEN UP TO TWO YEARS and beyond, **FOLLOWING AN INCIDENT**. It is therefore essential to keep all records pertaining to the competition, that they can be accessed should they be needed.

COMPETITION APPROVAL REQUIREMENTS

PRE-COMPETITION REQUIREMENTS

TIME FRAME:

- Competition forms must be submitted 4 weeks prior to the competition.

APPLICATION FOR COMPETITION APPROVAL:

- Application Form
- Copy of Prize List
- Competition License Fees
 - Application Fee: Can be paid by Etransfer, cheque, or cash - \$30.00

LIABILITY COVERAGE:

- Enclose Proof of event coverage, with a minimum of \$2 million Commercial General Liability insurance coverage

Abegweit Series Rulebook & Competition Guidelines

- Prince Edward Island Horse Council must be named as an additional insured (full name) on the competition's Certificate of Insurance - to be submitted to IHC with application form.
- IHC is pleased to partner with our insurance provider, Acera, to offer competitions a Single day Event Liability Insurance Program to purchase at a preferred rate. (Application found on the IHC website – www.islandhorsecouncil.ca)

OFFICIALS:

- Abegweit Series Competitions require the use of approved officials. Approved officials include IHC Provincial Officials, PTSO Foundations Officials, Equestrian Canada Officials (some restrictions apply), and Discipline Specific and Breed officials. Other approvals may be considered for extraordinary circumstances, as determined by IHC.
- Competitions will be required to apply for a Guest Card for non-Approved officials.
- Officials should be aware of and have a working knowledge of the Abegweit Series competition rules. Rules can be downloaded from the IHC website: www.islandhorsecouncil.ca
- All effort should be made to ensure there is no conflict or perceived conflict of interest when hiring officials.
- Officials must be a current member of the IHC or their P/TSO.

PRIZE LIST:

- Competition Organizers are required to submit a copy of your prize list to IHC. It is recommended that your officials review the Prize List prior to submission.
- Include the information competitors and competition organizers will be required to know, i.e. refusal of entries for Not in Good Standing, refund information, location, officials, etc.
- Competition Entry Form
- Liability Waiver
 - All Abegweit Series Competitors are required to sign and submit an Acknowledgement of Risk and Release of Liability form as part of competition entry (included in this document). Parents/ legal guardians of competitors under the age of 19 years must sign and submit the Acknowledgement of Release form on said competitor's behalf.
- Ensure proof of P/TSO Current Memberships
- Check for "NGS" - Members NOT IN GOOD STANDING
- Competitors must be IHC Members to accumulate points towards Abegweit Series Awards
- The "Person Responsible" as indicated on the competition application form MUST be a current IHC member.

POST-COMPETITION REQUIREMENTS

REMITTANCES:

Submit the IHC Remittance Form and fees as required:

- Remittance fee of \$3 per Abegweit Series entry
- Competitions hosting Dressage Classes must submit Dressage Royalty Fees to Equestrian Canada within 10 days of competitions.
- Junior Sportsmanship Award: Using the enclosed form, Competition Committees are encouraged to solicit and submit nominations for a junior competitor who exemplifies good sportsmanship during a competition.

Abegweit Series Rulebook & Competition Guidelines

- Abegweit Series Class Results must be received within ten days of the competition. Accuracy assists and ensures Abegweit Series Provincial Points and Eligibility for Year-end Awards is calculated correctly.
- Results can be submitted to IHC by Email or mail or dropped off at the IHC office. Email is preferred. Contact IHC for assistance.
- PROTESTS: Without exception, a protest must be made in writing. It must be submitted to the competition office, along with \$25.00 cheque, within one hour of the completion of the class in question. A protest must contain a specific statement of an alleged violation of a rule or a condition of a class. It must provide the full name (and address, if possible) of the alleged violator. The Competition Committee (and the judge, where applicable) will review the protest and determine a ruling based on the rules and regulations under which the competition is sanctioned. All decisions will be final. Protest fees will be returned only if the ruling is made in favour of the complainant. This procedure will take precedence over all other protest procedures.

IHC SERIES RECOGNIZED CLASSES/DIVISIONS

Abegweit Series recognized classes are specified as either Open (open to all) or divided by age of competitor.

Senior competitors are defined as 19 years old and older as of January 1st.
Junior competitors are defined as 18 years old and under as of January 1st.

Exception: If the class size is considered too large, the Junior category may be broken down into two categories. A suggestion would be 14-18 years old and 13 years old & under.

Western Performance Division Western Pleasure (Junior, Senior) Trail (Junior, Senior) Horsemanship (Junior, Senior) Showmanship (Junior, Senior)	Western Speed Division Barrels (Junior, Senior) Pole Bending (Junior, Senior)
English Flat Division English Pleasure (Junior, Senior) Road Hack (Junior, Senior) Equitation on the Flat (Junior, Senior)	Reining (Junior, Senior)
Hunter Division Hunter POGs Division (U/S, 2 Over Poles) Crossrail Hunter (U/S, 2 Over Fences) 18" Hunter (1 U/S, 2 O/F) 2' 0" Hunter (1 U/S, 2 O/F) 2' 3" Hunter (1 U/S, 2 O/F) 2' 6" Hunter (1 U/S, 2 O/F) 2' 9" Hunter (1 U/S, 2 O/F) 3' 0" Hunter (1 U/S, 2 O/F) 3' 3" Hunter (1 U/S, 2 O/F) 3' 6" Hunter (1 U/S, 2 O/F) 3' 9" Hunter (1 U/S, 2 O/F)	Hunter Medal Equitation Division 2' 0" Equitation (1 U/S, 1 O/F) (Junior, Senior) 2' 3" Equitation (1 U/S, 1 O/F) (Junior, Senior) 2' 6" Equitation (1 U/S, 1 O/F) (Junior, Senior) 2' 9" Equitation (1 U/S, 1 O/F) (Junior, Senior) 3' 0" Equitation (1 U/S, 1 O/F) (Junior, Senior) 3' 3" Equitation (1 U/S, 1 O/F) (Junior, Senior) 3' 6" Equitation (1 U/S, 1 O/F) (Junior, Senior) 3' 9" Equitation (1 U/S, 1 O/F) (Junior, Senior)

Abegweit Series Rulebook & Competition Guidelines

<p>Jumper Division 0.70m Jumper Open 0.75m Jumper Open 0.85m Jumper Open 0.90m Jumper Open 1.0m Jumper Open 1.10m Jumper Open 1.15m Jumper Open 1.20m Jumper Open</p>	<p>Dressage Division Introductory Level (Walk/Trot) (AA, Jr, Open) Training Level (AA, Jr, Open) First Level (AA, Jr, Open) Second Level (AA, Jr, Open) Western Dressage (test of choice) Para-Equestrian Dressage (test of choice)</p>
<p>Driving Division Pleasure Driving Turnout (Open) Pleasure Driving Working (Open) Pleasure Driving Reinsmanship (Open) Obstacle Driving (Open)</p>	<p>Miniature Driving Division Pleasure Driving Turnout (Open) Pleasure Driving Working (Open) Pleasure Driving Reinsmanship (Open) Obstacle Driving (Open)</p>

RESTRICTED DIVISIONS

Select Divisions:

- Open to competitors 50 years or older
- Points earned in Select Divisions will not count toward any other division
- Except for the above, the class descriptions are the same as classes in unrestricted divisions

Select Western Division	Select English Division
Western Pleasure Trail Showmanship Western Horsemanship	English Pleasure English Equitation Road Hack

Walk/Trot/Jog (W/T/J) Divisions

- English and Western W/T/J Division classes are open to horses or ponies
- Competitors are eligible to compete in other (W/T/J) classes/divisions providing they meet the criteria for that class/division.
- With the exception of the defined athlete restrictions, all regular division rules apply.
- Small Fry W/T/J is open to competitors 10 years old and under as of January 1.
- Green Horse English and Western W/T/J Division classes are open to horses or ponies who are in their first or second year of competition and who have not cantered/loped at Abegweit Series competitions.
- Competitors can move up to levels that require canter/lope during the season but at that point they are not eligible to compete or collect points in Green Horse Division. Previous points earned in Green Horse will still count towards Green Horse year end awards but future points will be earned in canter/lope divisions.
- Competitors are eligible to compete in other classes/divisions that do not require canter. However, for safety reasons it is at the discretion of the show organizers whether Green Horses are eligible to cross enter into other classes that do not require canter. It is not recommended that green horses cross enter between into other classes especially Walk/Trot/Jog Classes which are developed for beginner athletes.
- In this division, any age horse can be ridden with two hands on any legal bit or 1 handed permitted in a curb bit if desired.
- With the exception of the defined horse and gait restrictions, all regular division rules apply

Abegweit Series Rulebook & Competition Guidelines

Green Horse Horse Walk/Jog (WJ)

Green Horse WJ Western Pleasure
Green Horse WJ Western Trail
Green Horse WJ Western
Horsemanship

Senior Western Walk/Jog (WJ)

Sr. WJ Western Pleasure
Sr. WJ Western Trail
Sr. WJ Western Horsemanship

Junior Western Walk/Jog (WJ)

Jr WJ Western Pleasure
Jr WJ Western Trail
Jr WJ Western Horsemanship

Small Fry Walk/Trot/Jog(WTJ)

Small Fry Eng/West Equitation
Small fry Eng/West Pleasure
Small fry Western Trail
Small fry Hunter POGs

Green Horse English Walk/Trot (WT)

Green Horse WT Eng Equitation
Green Horse WT Eng Pleasure
Green Horse WT Hunter POGs

Senior English Walk/Trot (WT)

Sr. WT Eng Equitation
Sr. WT Eng Pleasure
Sr. WT Hunter POGs

Junior English Walk/Trot (WT)

Jr WT Eng Equitation
Jr WT Eng Pleasure
Jr WT Hunter POGs

Maritime Bred Award

English or Western Tack

Open to horses and ponies whose sire and dam at the time of conception stood either in N.S., P.E.I., N.B. or NFLD. Horse are to walk, jog/trot and lope/canter both ways of the ring. Upon completion of the under saddle portion of the class, the horse is stripped of tack and judged for conformation and best type. Judged on Performance 40% and Conformation 60%. Must show Proof of Maritime Bred.

AWARDS/POINTS QUALIFYING RULES

Classes that earn points for the Annual Abegweit Series Awards are listed in this handbook. To determine competition awards, points are calculated based on the athlete's results as provided to us by the competition organizers. Although competitions may offer other awards, Abegweit Series Awards are based on the information set forth in this document.

1. Awards will be based on the horse and athlete combination, unless otherwise specified.
2. The athlete must be a current IHC member to be eligible for awards.
3. A horse must be entered in a competition using the same name and spelling throughout the series.
4. The competition period for award calculations end on September 31 for all non Provincial Championship Divisions. Any competitions held after this date may go towards the following year's awards. Provincial Championship Divisions will be dependent on the date of the Championships and will be communicated in the Provincial Championship Information when it is available.

Abegweit Series Rulebook & Competition Guidelines

5. Points earned in combined classes will be assigned to the appropriate divisions for the competitor.
6. Equitation or Showmanship points may be won using any horse, but an individual may not accumulate points from more than one entry in any eligible class. Exception: Equitation/showmanship points for Restricted Divisions are based on horse/competitor combination – i.e. Select Equitation, Select Showmanship, Novice Equitation, Walk/Trot Equitation, etc.
7. As long as the minimum standards are met, a competitor's points will be counted for awards (unless otherwise outlined in the award criteria).
8. If the competition divides the class (i.e. by Horse and Pony for a division listed as an open division) and offers equal opportunity to all competitors (i.e. a horse class and a pony class), those points may be credited to the open class.
9. Provincial Champions will be declared for overall High Points in each respective Class or Division as outlined in the Award Listing below. Provincial Division Champions must meet the Abegweit Series Award standards.
10. Points will be posted on the IHC website throughout the competition season for review. Competitors are asked to contact IHC regarding any concerns regarding points. Once the Final Award points are tabulated, there will be a final period of review/audit. Once this period is over, the points will be considered official and used for award presentation.
11. IHC published Eligible Awards list is considered the official list of awards.
12. Point Calculation: Points will be calculated based on the results of the competition and awarded accordingly. Competition organizers are required to submit placings and number of entries per class on the Post Competition Report Form.

# of competitors/class	1st	2nd	3rd	4th	5th	6th	7th and on
1	1						
2	2	1					
3	3	2	1				
4	4	3	2	1			
5	5	4	3	2	1		
6	6	5	4	3	2	1	
7	7	6	5	4	3	2	1
8-15	8	7	6	5	4	3	1
16-20	9	8	7	6	5	4	1
21	10	9	8	7	6	5	1

Please note: Unless otherwise noted, Abegweit Series Competitions are not required to offer all classes. However, this may affect an athlete's opportunity for year-end awards/qualifying for championships.

IHC SERIES AWARDS STANDARDS/RESTRICTIONS

(Subject to revision – please see the IHC Website in the fall for a list of awards being presented at the IHC Awards Reception)

Western Performance Division

Minimum Standards:

- A competitor must have competed in at least two classes within the division at a minimum of two competitions. i.e. Western Pleasure and Western Trail at one competition and Western Pleasure and Western Trail at another competition.

Provincial Champion: Awarded to the Junior and Senior Champion and Reserve Champion for the Province.

Western Speed Division

Minimum Standards:

- A competitor must have competed in the speed division in at least two competitions.

Provincial Champion: Awarded to the Junior and Senior Champion and Reserve Champion for the Province.

English Flat Division

Minimum Standards:

- A competitor must have competed in at least two Flat classes within the division at a minimum of two competitions. i.e. English Pleasure and Equitation on the Flat at one competition and English Pleasure and Equitation on the Flat at another competition.

Provincial Champion: Awarded to the Junior and Senior Champion and Reserve Champion for the Province.

Reining

Minimum Standards:

- Competitors must have competed in the same class at a minimum of 2 competitions.

Provincial Champion: Awarded to the Junior and Senior Champion and Reserve Champion for the Province.

Hunter Division

Minimum Standards:

- A competitor must have competed in at least one Over Fences and one Under Saddle Hunter Class (not Equitation) within the division at a minimum of two competitions.

Provincial Champion: Awarded to the Provincial Champion and Reserve Champion for each of the following: Rulebook & Competition Guidelines Abegweit Series

- | | |
|--------------------|---------------|
| • CrossRail Hunter | • 2'9" Hunter |
| • 18" Hunter | • 3'0" Hunter |
| • 2'0" Hunter | • 3'3" Hunter |
| • 2'3" Hunter | • 3'6" Hunter |
| • 2'6" Hunter | • 3'9" Hunter |

Abegweit Series Rulebook & Competition Guidelines

Hunter Medal Equitation Division

Minimum Standards:

- Competitors must have competed in a minimum one O/F Class and one U/S Class at two separate shows in the same height category.
- A maximum of one score will be used per competition. If a competitor competes in more than one height the top score will be used for year-end awards.

Provincial Champion: Awarded to the Provincial Champion and Reserve Champion for each of the following:

- 2'0" Equitation (Junior, Senior)
- 2'3" Equitation (Junior, Senior)
- 2'6" Equitation (Junior, Senior)
- 2'9" Equitation (Junior, Senior)
- 3'0" Equitation (Junior, Senior)
- 3'3" Equitation (Junior, Senior)
- 3'6" Equitation (Junior, Senior)
- 3'9" Equitation (Junior, Senior)

Jumper Division

Minimum Standards:

- A competitor must have competed in at least two classes within the height division at a minimum of two competitions.
- Jumper Skills Classes will not count towards Jumper Division Awards.

Jumper Open Provincial Champion: Awarded to the Provincial Champion and Reserve Champion for each of the following:

0.70m Jumper Open	1.00m Jumper Open
0.75m Jumper Open	1.10m Jumper Open
0.85m Jumper Open	1.15m Jumper Open
0.90m Jumper Open	1.20m Jumper Open

Dressage Division

Minimum Standards:

- A competitor must have competed in at least two tests at a minimum of two competitions. i.e. First Level Dressage Test 2 & 3 at one competition and First Level Dressage Test 2 & 3 at another competition.

Provincial Champion: Awarded to the Provincial Champion and Reserve Champion for each of the following:

- Introductory Level (Walk/Trot) Dressage
- Training Level Dressage
- First Level Dressage
- Second Level Dressage
- Western Dressage
- Para-Equestrian Dressage

Abegweit Series Rulebook & Competition Guidelines

Driving Division

Minimum Standards:

- A competitor must have competed in at least two types of classes within the division at a minimum of two competitions. i.e. Pleasure Driving Turnout and Obstacle Driving at one competition and Pleasure Driving Turnout and Obstacle Driving at another competition.

Provincial Champion: Awarded to the Champion and Reserve Champion for the Province.

Miniature Driving Division

Minimum Standards:

- A competitor must have competed in at least two types of classes within the division at a minimum of two competitions. i.e. Pleasure Driving Turnout and Obstacle Driving at one competition and Pleasure Driving Turnout and Obstacle Driving at another competition.

Provincial Champion: Awarded to the Champion and Reserve Champion for the Province.

Maritime Bred Award

Awarded to the top Maritime Bred Horse competing in the Maritime Bred Class Points accumulated at a minimum of 2 shows in the Maritime Bred Classes.

Select English Division

Minimum Standards:

- For competitors 50 years and older.
- A competitor must have competed in at least two types of classes within the division at a minimum of two competitions. i.e. Select English Pleasure and Select English Equitation at one competition and Select English Pleasure and Select English Equitation at another competition.

Provincial Champion: Awarded to the Champion and Reserve Champion for the Province.

Select Western Division

Minimum Standards:

- For competitors 50 years and older.
- A competitor must have competed in at least two types of classes within the division at a minimum of two competitions. i.e. Select Western Pleasure and Select Horsemanship at one competition and Select Western Pleasure and Select Horsemanship at another competition.

Provincial Champion: Awarded to the Champion and Reserve Champion for the Province.

Senior Walk/Trot/Jog (WTJ) Division

Minimum Standards:

- For competitors aged 19 years and older. Entries may not earn awards in both Walk/Trot/Jog and non-restricted divisions. If a competitor moves to the non-restricted divisions in the year, the competitor will earn an award in the division with the most points.
- A competitor must have competed in at least two types of classes within the division at a minimum of two competitions. i.e. W/T/J Pleasure and W/T/J Equitation at one competition and W/T/J Pleasure and W/T/J Equitation at another competition.

Provincial Champion: Awarded to the Champion and Reserve Champion for the Province.

Abegweit Series Rulebook & Competition Guidelines

Junior Walk/Trot/Jog (WTJ) Division

Minimum Standards:

- For competitors aged 18 years and under. Entries may not earn awards in both Walk/Trot/Jog and non-restricted divisions. If a competitor moves to the non-restricted divisions in the year, the competitor will earn an award in the division with the most points.
- A competitor must have competed in at least two types of classes within the division at a minimum of two competitions. i.e. W/T/J Pleasure and W/T/J Equitation at one competition and W/T/J Pleasure and W/T/J Equitation at another competition.

Provincial Champion: Awarded to the Champion and Reserve Champion for the Province.

Small Fry Division

Minimum Standards:

- For competitors 10 years old and under. Entries may not earn awards in both Small Fry Walk/Trot/Jog and non-restricted divisions. If a competitor moves to the non-restricted divisions in the year, the competitor will earn an award in the division with the most points.
- A competitor must have competed in at least two types of classes within the division at a minimum of two competitions. i.e. Small Fry W/T/J Pleasure and Small Fry W/T/J Equitation at one competition and Small Fry W/T/J Pleasure and Small Fry W/T/J Equitation at another competition.
- Small Fry entries may use approved assistive tack in under saddle classes including a standing martingale in English classes, and a correctly fitted anti-grazing device (subject to approval of the Steward/Judge).

Provincial Champion: Awarded to the Champion and Reserve Champion for the Province.

Green Horse Walk/Trot/Jog (WTJ) Division

Minimum Standards: See description on page 10 for entries in this class.

- A competitor must have competed in at least two types of classes within the division at a minimum of two competitions. i.e. Green Horse W/T/J Pleasure and Green Horse W/T/J Trail at one competition and Green Horse W/T/J Pleasure and Green Horse W/T/J Trail at another competition.

Provincial Champion: Awarded to the Champion and Reserve Champion for the Province.

Abegweit Series Results can be found on the IHC Website www.islandhorsecouncil.ca

JUNIOR SPORTSMANSHIP AWARD

Awarded to a Junior Competitor who exemplifies good sportsmanship at a Abegweit Series competition. Competition Organizing Committees, Competition Officials, Other Competitors, and Spectators may nominate a junior for the Youth Sportsmanship Award.

Nomination Forms are available on the IHC Website.

TACK AND ATTIRE

Protective Headgear: Although competition management may enforce a stricter helmet policy, all competitions must adhere to the following IHC Policy on Protective Headwear:

IHC Helmet Policy: All Competitors must wear ASTM/SEI, or BSI/BS EN, approved protective headgear, with the safety harness correctly secured at all times while mounted or driving at the competition or anywhere on the competition grounds.

Exception - Competitors 19 years old as of January 1st of the competition year competing in the Western Performance Division without an approved safety helmet must submit a signed Abegweit Series Helmet Waiver to the competition organizer.

Western Tack: In all western classes,

- Horses are to be shown in a western saddle.
- Australian stock saddles are not permitted.
- Competitors on senior horses (horses aged 6 and over) must ride one-handed in a curb bit, except in walk/trot/jog or green horse classes where two hands on any legal bit is permitted.
- Junior horses (five years and under) may be shown in a smooth-mouth snaffle bit where the bars must be a minimum of 5/16" (8 mm) in diameter, measured 1" (25 mm) in from the cheek with a gradual decrease to center of the snaffle OR in a bosal with two hands on the reins or a curb bit with one hand.
- Reins may be split or of the romal type. Only the index finger is allowed between split reins. When using a romal rein the braided extension is allowed to be carried in the free hand with the hand around the reins (no fingers are allowed between the romal reins) with 16 inches spacing between the free hand and the reining hand.
- A good working outfit is considered more important than the wearing of silver equipment
- Chain chin straps are permissible, but must be at least one-half inch in width, and must lie flat against the jaw of the horse. Chin straps must not be rounded or braided.
- Optional Equipment:
 - a) Rope or Riata attached to the saddle.
 - b) Hobbles attached to the saddle.
 - c) Breast Collars
 - d) Protective boots or leg wraps and bandages are allowed in reining, speed events and horsemanship.
 - e) Martingales, nosebands, and tie downs are allowed ONLY in speed events.

Western Attire:

- Any competitor may wear protective headgear in any division or class without penalty from the judge. Please see the Helmet Policy (Competition Rule #5) regarding helmet requirements. All competitors are strongly encouraged to wear a helmet in those classes that allow waivers.
- Exhibitors should wear appropriate western attire, including a shirt with long sleeves and collar, approved ASTM/SEI or BSI/BS EN helmet or western hat (when permitted with a signed waiver), western pant with belt, and cowboy boots
- The helmet must be secured on the competitor's head when the exhibitor enters the arena
- Spurs, chaps, and gloves are optional.

Abegweit Series Rulebook & Competition Guidelines

English Hack and Hunter Tack: In all classes,

- An English snaffle, pelham, kimberwick, and /or full bridle with plain leather cavesson nosebands and browbands must be used.
- An English saddle in black or brown with a proper English saddle pad should be used.
- Proper saddle pad for all English classes is a numnah type or half pad which could include a number pad.
- Optional Equipment: spurs, gloves. **No whips allowed in hack classes.**
- Braiding of mane and tail is recommended but not required.
- Standing martingale ONLY in over fences Hunter classes.
- Stirrup irons must hang freely from the bar of the saddle and outside of the flap. There must be no restrictions or attachments.

Jumper Tack: In all classes,

- An English snaffle, pelham, kimberwick, full bridle, gags and hackamores may be used.
- An English saddle in black or brown should be used.
- Jumper saddle pads with logos may be used.
- Optional Equipment: Spurs, Gloves,
- Braiding of mane and tail is recommended but not required.
- Running martingales only may be used in Jumper Classes,
- Draw reins and blinkers are not permitted.
- Stirrup irons must hang freely from the bar of the saddle and outside of the flap. There must be no restrictions or attachments.
- Whips must be un-weighted and must not exceed 75cm(30”).
- Leg wraps and/or boots are permitted.

Jumper Attire:

Required: safe and neat/tidy attire of conservative colour. Athletes must compete in boots, breeches, helmet and shirt with collar tucked in and belt visible. Protective headgear as described above.

Recommended: Competitors should be suitably and neatly dressed in breeches, boots, shirt and tie, choker or stock collar and coat. Half chaps (preferably matching boot color) are permissible. Exception- In hot weather, competitions may permit athletes to wear “dress” or riding shirts with or without chokers and ties or open neck polo shirts without jackets.

Dressage Tack:

In keeping with the tradition and dignity of the sport, manes may be braided and the competitor’s dress and tack neat, clean and in good repair.

- Spurs are optional.
- Whips are allowed. Maximum Length 100 cm for pony and 120 cm for a horse.
- Saddles: plain English saddle, black or brown colour only with stirrups is compulsory in all levels.
- Bridles: All bridles must be correctly fitted
- Reins must be black or brown in colour. Type of reins is optional
- Snaffle bridle with one of the following nosebands: drop, regular cavesson, flash, figure 8, or crescent are allowed.
- All bits must be smooth with no sharp edges on center links.
- Snaffles and curb bits with smooth ridges are permitted.
- Up to and including Second Level: Only snaffle bits are allowed.

Abegweit Series Rulebook & Competition Guidelines

- Breastplates, foregirths, girth covers, cruppers and nonrestrictive nose fly guards and ear nets are permitted.
- Martingales (other than running), bit guards, any kind of gadgets and any form of blinkers, ear plugs, seat covers, and hoods are, under penalty of elimination, strictly forbidden on the show grounds and competition ring/warm-up ring at any time during any competition.
- Protective boots or bandages are permitted on the competition grounds and the warm up ring only. Protective boots and wraps are not permitted in the competition arena.

Dressage Attire:

Required – safe, neat/tidy attire of conservative colour, long sleeved or short sleeved shirt with a collar. Sleeveless shirts are not allowed. Protective headgear as described above. Juniors are permitted to wear jodhpurs and boots. Athletes with long hair must wear hair nets or tie hair back in a braid or bun.

Recommended– Dark, grey or conservative pinstriped coloured jacket, tie, hunting sock or choker, conservative coloured breeches, black or brown high boots, short boots with matching half chaps. Exception- In the case of inclement weather, competitors may wear a suitable helmet cover and a warm or waterproof overcoat.

CLASS DESCRIPTIONS

WESTERN PERFORMANCE DIVISION

Western Performance Classes –Terminology

The following terminology shall apply in Western Division Classes whenever a specific gait is called for:

- a) The walk- a natural, flat footed, four beat gait. The horse must move straight and true at the walk. The walk must be alert, with a stride of reasonable length in keeping with the size of the horse.
- b) The jog- a smooth, ground covering two beat diagonal gait. The horse works from one pair of diagonals to the other pair. The jog should be square, balanced and with straight forward movement of the feet. Horses walking with their back feet and trotting on the front are not considered performing the required gait. When asked to extend the jog, the horse moves out with the same smooth way of going.
- c) The lope- an easy, rhythmical three beat gait. Horses moving to the left should lope on the left lead. Horses moving to the right should lope on the right lead. Horses travelling at a four beat gait are not considered to be performing at the proper lope. The horse should lope with a natural stride and appear relaxed and smooth. The horse should be ridden at a speed which is in keeping with his natural way of going.

WESTERN PLEASURE

General:

- A good pleasure horse has a free flowing stride of reasonable length in keeping with its conformation.
- It should cover a reasonable amount of ground with little effort.
- Ideally, it should have a balanced, flowing motion while exhibiting correct gaits that are of proper rhythm.
- The quality of the movement and the consistency of the gait is a major consideration. It should carry its head and neck in a relaxed natural position, with its poll level with or slightly above the level of its withers. It should not carry its head behind the vertical, giving the

Abegweit Series Rulebook & Competition Guidelines

appearance of intimidation or be excessively nosed out, giving a resistant appearance. Its head should be level, with its nose slightly in front of vertical having a bright expression with its ears alert.

- It should be shown on a reasonably loose rein, but with light contact and control.
- It should be responsive, yet smooth, in transitions when asked.
- When asked to extend, it should move out with the same flowing motion.
- Maximum credit should be given to the flowing, balanced and willing horse that gives the appearance of being fit and a pleasure to ride.

Conduct:

This class will be judged on performance, condition and conformation of the horse; however, a minimum of 20% of the judging shall be placed on condition and conformation.

- Horses must work both ways of the ring at all three gaits to demonstrate their ability with different leads. At the option of the judge, horses may be asked to extend the walk, jog, or lope, one or both ways of the ring. The judge may ask all or just the top 12 horses to extend at the jog, however, not more than the top 12 horses may be asked to extend at the lope. The competitor should sit at the extended jog. The horse should be ridden in such a way that is in keeping with his natural way of going. Head carriage that is too low, below the level of the withers will be penalized as will excessive slowness.
- Horses are required to back easily and stand quietly.
- Horses are to be reversed to the inside (away from the rail). They may be required to reverse at the walk or the jog at the discretion of the judge, but shall not be asked to reverse at the lope.
- This class will be judged on 80% performance and 20% Conformation.

TRAIL

The Trail Horse Class is the performance of a safe, sensible, well-mannered horse over a course of obstacles.

1. Gaits between the obstacles shall be at the discretion of the judge. A flying lead change does not constitute an obstacle in a trail class. Any lead change or change of gait shall be judged under the scored gaits and way of going judging criteria. A flying lead change cannot be required, but it can be optional.
2. At least six obstacles will be used - three of which will be mandatory and at least three others selected from the approved list. Gait between the obstacles shall be at the discretion of the judge.
3. Horses must not be required to work on the rail. The course must be designed to require each horse to show the three gaits (walk, jog and lope) somewhere between obstacles as a part of its work and will be scored as a maneuver.
4. The course to be used must be posted at least one hour before scheduled time of the class.
5. Failure to follow the course shall cause elimination.
6. Failure to complete the course shall not result in elimination, but is to be severely penalized. If disrupted, the course shall be reset as each horse has worked.
7. Management, when setting courses, should keep in mind that the idea is not to trap a horse or eliminate it by making an obstacle too difficult. If difficult courses are set, junior trail should be less difficult.
8. Enough space must be provided for a horse to jog/trot at least 20 feet, and to lope at least 50 feet, for the judge to evaluate these gaits.
9. The judge must walk the course and has the right and duty to alter the course in any manner. The judge may remove or change any obstacle he deems unsafe or non-negotiable.

Abegweit Series Rulebook & Competition Guidelines

Mandatory Obstacles:

1. Gate: opening, passing through, and closing the gate. Use a gate that will not endanger horse or competitor. If the gate has a metal, plastic or wooden support bar under the opening, competitors must work the gate moving forward through it.
2. Logs or poles: Ride over at least four logs or poles. These can be in a straight line, curved, zigzag or raised. The space between the logs is to be measured and the path the horse is to take should be the measuring point. All elevated elements must be placed in a cup, notched block, or otherwise secured so they cannot roll. The height should be measured from the ground to the top of the element. Spacing for walkovers, trot overs, and lope overs should be as follows, or increments there of:
 - a. Walkovers: The spacing for walkovers shall be 20" to 24" (50 - 60 cm) and may be elevated to 12" (30 cm). Elevated walkovers should be set at least 22" (55 cm) apart.
 - b. Trot overs: The spacing for trot overs shall be 3' to 3'3" (90 -100 cm) and may be elevated to 8" (20 cm).
 - c. Lope overs: The spacing for lope overs shall be 6' to 6 1/2' (1.8 - 2 meters) or increments thereof, and may be elevated to 8" (20 cm).
3. Backing Obstacle: Backing obstacles to be spaced a minimum of 28 inches. If elevated, 30 inches spacing is required. Entrants cannot be asked to back over a stationary object such as a wooden pole or metal bar.

Examples:

- a. Back through and around three markers.
- b. Back through L, V, V straight or similar shaped course, it may be elevated no more than 24 inches.

4. Optional Obstacles:

- a. Water hazard(ditch or small pond).
- b. Serpentine obstacles at walk or jog – spacing a minimum of 6' for jog.
- c. Carry object from one part of arena to another (articles as might be found on a trail ride).
- d. Ride over Wooden bridge: minimum of 36" width and 6' length. Must be sturdy and safe.
- e. Slicker- put on and remove.
- f. Mailbox- remove and replace materials from mailbox.
- g. Side pass (may be elevated to 12" maximum).
- h. Box: Four logs or rails, 5 to 7 feet long, laid in a square. Competitor enters the square by riding over log or rail as designated. When all four feet are inside the square, the competitor should execute the indicated turn and exit the square.
- i. A combination of two or more of any obstacle is acceptable.

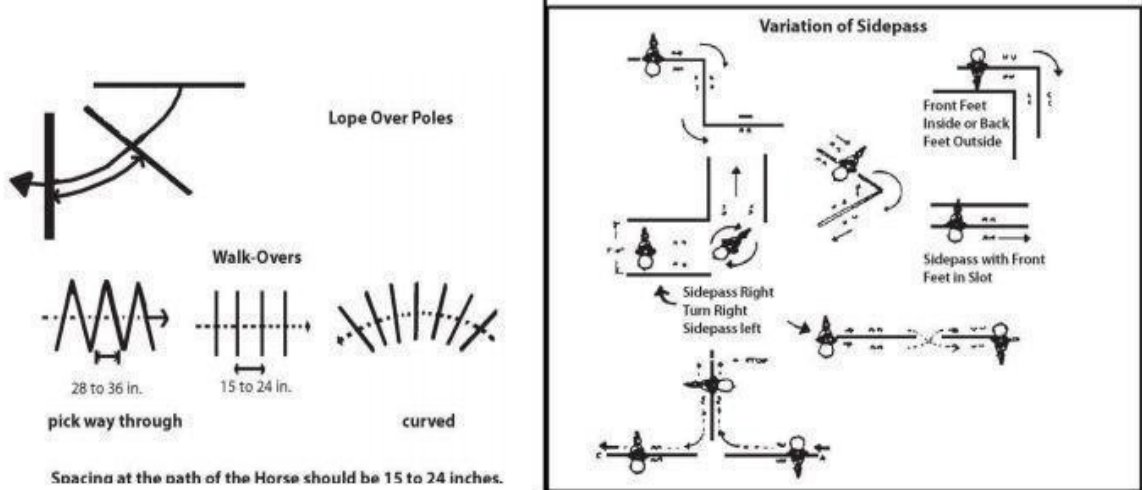
Prohibited Obstacles:

<ul style="list-style-type: none">● Tires● Animals● Hides● PVC pipe● Dismounting● Jumps	<ul style="list-style-type: none">● Rocking or moving bridges● Water box with floating or moving● Flames, dry ice, fire extinguisher, etc● Plastic and tarps● Logs or poles elevated in a manner that allows them to roll
--	---

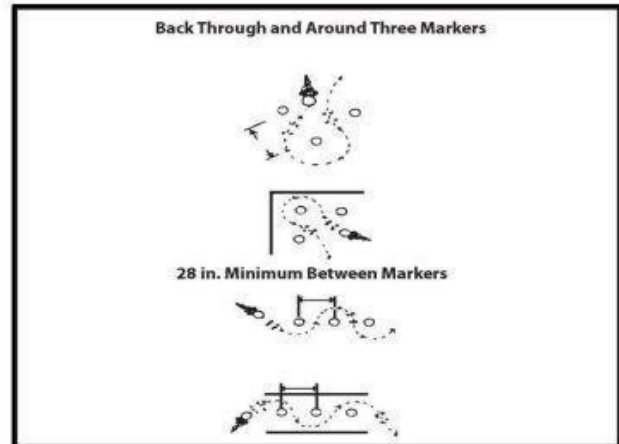
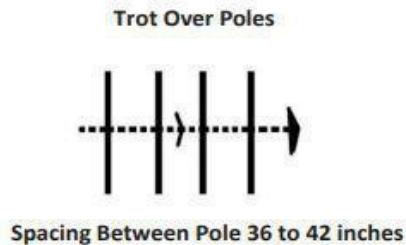
Abegweit Series Rulebook & Competition Guidelines

The judge may remove or change any obstacle they deems unsafe or nonnegotiable.

NOTE Measurements in the following diagrams may not be accurate. Please refer to printed measurements above!



DIAGRAMS



Scoring a Trail Class:

- Scoring will be on the basis of 0-infinity, with 70 denoting an average performance.
- Each obstacle will receive an obstacle score that should be added or subtracted from 70 and is subject to a penalty that should be subtracted.
- Each obstacle will be scored on the following basis, ranging from plus 1½ to minus 1½: extremely poor -1½, very poor -1; poor - ½ ; correct 0; good + ½ ; very good +1; excellent +1½
- Obstacle scores are to be determined and assessed independently of penalty points. Penalties should be assessed per occurrence.

WESTERN HORSEMANSHIP

- Athletes will be judged on seat and hands, ability to control and show the horse.
- Results as shown by performance of the horse are NOT to be considered more important than the method used by the competitor.
- Competitor should sit in centre of saddle with legs under competitor forming a straight vertical line through ear, centre of shoulder, centre of hip and back of heel. Stirrup length should allow heels to be lower than toes, with slight bend in knee, and toe directly under knee. Body should always appear comfortable, relaxed and flexible, and back should be nearly flat. Stiff and/or arched lower back should be avoided. Feet may be placed home in the stirrup, with boot heel touching the stirrup, or may be placed with ball of foot in the stirrup. Riding with toes only in stirrup will be penalized.
- Hands: Both hands and arms shall be held in a relaxed easy manner, with the shoulders back and down, and upper arm in a straight line with the body, the arm holding the reins bent at elbow forming a straight line from the elbow to the horse's mouth. When using a romal, the competitor's off hand shall be around the romal with at least 16 inches of rein between the hands. Wrists are to be kept straight and relaxed, with thumb on top and fingers closed around the reins. One finger between the reins is permitted when using split reins, but not with a romal. Some movement of the arm is permissible, but excessive pumping will be penalized. Reins are to be carried immediately above or slightly in front of saddle horn. Only one hand is to be used for reining, and hand shall not be changed. Reins should be carried so as to have light contact with the horse's mouth. In the event a horse four years of age or younger is shown with a snaffle bit or Bosal, it is legal for a competitor to show with two hands on the reins, in accordance with the rules discussed earlier in this division.
- Position in Motion: Competitor should sit to trot and not post. At the lope s/he should remain seated. Competitor should maintain vertical position at all gaits. All movements of horse should be governed by the use of imperceptible aids. Exaggerated shifting of the competitor's weight is not desirable. Moving of the lower legs of athletes who are short shall not be penalized. Class Routine and Conduct: The judge will ask each competitor to work individually. The individual works will be any of the maneuvers the judge feels are necessary to determine the horsemanship ability of the competitor.
- Tests: Individual work may be composed of any of the following:
 - a. Walk, jog, trot, lope or gallop in a straight line, a curve, a circle, or any combination of these gaits and patterns, such as a figure eight, etc.
 - b. Stop
 - c. Back
 - d. Side pass
 - e. Counter canter
 - f. Turn on the haunches, including spins and rollbacks, or turn on the forehand
 - g. Simple change of lead through the trot, walk, halt, in a straight line, figure 8 or any other pattern
 - h. Dismount and mount
- Use of markers helps to standardize patterns and guide athletes, but they also increase the degree of difficulty somewhat, so their placement should be carefully planned and indicated in the posted pattern, and their placement in the arena well supervised.
- The judge must post the pattern s/he will ask for at least one hour prior to the class commencing.
- Judging of individual work will begin at the indication of the judge.

Abegweit Series Rulebook & Competition Guidelines

- Failure to complete the pattern will not result in elimination, but shall be scored accordingly.
- The judge will use these individual works to determine the top athletes to be called back for rail work, and those selected athletes will be required to work on the rail.
- The horsemanship class is to determine the riding ability of the competitor, and the judge will bear this in mind at all times.

WESTERN SHOWMANSHIP

General

In these classes, only the competitor is judged on their way of handling the horse. It is their skill that is being assessed and judged and not that of the horse. This Division allocates points to the athlete only. An athlete will not receive points for more than one entry in any given class at a show.

1. The Showmanship class shall be judged strictly on the exhibitor's ability to fit and show a horse at halter. The horse is merely a prop to demonstrate the ability and preparation of the exhibitor. The ideal showmanship performance consists of a poised, confident, neatly attired exhibitor leading a well groomed and conditioned horse that quickly and efficiently performs the requested pattern with promptness, smoothness, and precision. The showmanship class is not another halter class and should not be judged as such.
2. It is mandatory that the judge post any patterns to be worked at least one hour prior to the commencement of the class; however, if the judge requires additional work of exhibitors for consideration of final placing, the finals pattern may not be posted. Patterns should be designed to test the showman's ability to effectively present a horse to the judge. All ties will be broken at the judge's discretion.
3. For the purpose of the Abegweit Series, competitors in showmanship classes must be dressed in appropriate western attire.
4. Exhibitors are to be scored from 0 to 20 with ½ point increments acceptable. Ten points should be allocated toward the overall appearance of the exhibitor and the horse and 10 points allocated toward performance.
5. Faults can be classified as minor, major or severe. The judge will determine the appropriate classification of fault based upon the degree and/or frequency of the infraction. An exhibitor that incurs a severe fault avoids elimination, but should be placed below all other exhibitors that complete the pattern correctly. A minor fault can become a major fault and a major fault can become a severe fault when the degree and/or frequency of the infraction(s) merits.

Faults in overall Appearance of Exhibitor and Horse include:

- Poorly groomed, conditioned or trimmed horse
- Dirty, ragged, or poorly or ill-fitted halter or lead
- Poor or improper position of exhibitor
- Excessively stiff, artificial or unnatural movement around horse or when leading
- Continuous holding of the chain portion of the lead, or lead shank tightly coiled around hand or dragging the ground
- Changing hands or placing both hands on the lead except when preparing to show the horse's teeth.

Faults of the Performance include:

- Drifting of horse while being led
- Horse stopping crooked or dropping a hip out when stopping, setting up, or standing

Abegweit Series Rulebook & Competition Guidelines

- Backing, leading, or turning sluggishly or crooked
- Horse not set up squarely or excessive time required to set up
- Failure to maintain a pivot foot during turns or stepping behind right front leg with left front leg when turning to the right.
- Horse holding head and/or neck crooked when leading, stopping, or backing
- Failure to perform maneuvers at designated markers, but horse is on pattern.

Severe Faults of the Overall Appearance of Exhibitor and Horse: (avoids disqualification but should be placed below others that do not incur a severe fault) include:

- Leading on the off or right side of the horse
- Complete failure to move around horse by exhibitor and obstructing judge's view.
- Exhibitor touching the horse or kicking or pointing their feet at the horse's feet during setup
- Standing directly in front of the horse
- Exhibitor wearing spurs or chaps.

Severe Fault of the Performance (avoids disqualification but should be placed below others that do not incur a severe fault) includes:

- Omission or addition of maneuvers
- Knocking over a cone
- Working on the wrong side of the cones
- Severe disobedience including rearing or pawing, horse kicking at other horse, exhibitors or judge, or horse continuously circling the exhibitor.

Disqualification (shall not be placed) includes:

- Loss of control of horse that endangers exhibitor, other horses or exhibitors, or judge including the horse escaping from the exhibitor
- Failure of exhibitor to wear correct number in a visible manner
- Wilful abuse
- Excessive schooling or training, or use of artificial aids

REINING DIVISION

Competition organizers choose the class pattern and must communicate that pattern to the competitors.

General:

To rein a horse is not only to guide him, but also to control his every movement. The best reined horse should be willingly guided or controlled with little or no apparent resistance and dictated to completely. Any movement on his own must be considered a lack of control. All deviations from the exact written pattern must be considered a lack of/or temporary loss of control and therefore a fault that must be marked down according to severity of deviation. After deducting all faults, set here within, against execution of the pattern and the horse's overall performance, credit should

Abegweit Series Rulebook & Competition Guidelines

be given for smoothness, finesse, attitude, quickness and authority of performing various maneuvers, while using controlled speed which raises the difficulty level and makes him more exciting and pleasing to watch to an audience.

Class Conduct:

- Each competitor will perform the required pattern individually and separately.
- All horses will be judged immediately upon entering the arena, and judging will cease after the last maneuver.
- Markers to be placed on the wall or fence of the arena as follows:
 - at the centre of the arena
 - at least 50' from each end wall
- All patterns are to be worked as stated, not as drawn.
- A rider can ride a maximum of three (3) horses of any gender in a class.
- Appropriate western attire is required which includes pants (slacks, trousers, jeans), western hat or helmet, and boots. Shirts must have long sleeves. The hat or helmet must be on the rider's head when the exhibitor enters the arena. Chaps are optional. Should proper dress not be adhered to, the judge may have due cause to disqualify the rider.
- Horses will be shown with proper western saddle and bridle, and any legal bit.

Each maneuver in a pattern is judged on precision, smoothness and finesse. The “degree of difficulty” for each maneuver, typically related to speed and agility, is also assessed. Increased speed increases the difficulty of most movements and the potential for a high score. For example, a perfectly executed fast spin will score higher than an equally perfectly executed slow one. A score below 70 reflects deductions for poorly performed movements or penalties, a score above 70 reflects that some or all movements were above average.

Scoring Guidelines for Reining:

- Scoring will commence immediately upon entering the arena cease after the last maneuvers
- Any fault incurred prior to the commencement of a pattern will be scored accordingly
- Scoring will be on the basis of zero (0) to infinity, with 70 denoting an average performance
- Neither a “no score” nor a “zero (0)” score can place
- The Judge’s decision is final
- While horse is in motion, the athlete’s hands shall be clear of horse and saddle.

WESTERN SPEED DIVISION

Speed events are races. Each athlete is attempting to negotiate the course as quickly as possible. Therefore safety should be of paramount importance for both the competitor and the horse.

General:

1. Competitors in any individual event should compete in the same arena, on the same day, on the same measured course and, as nearly as possible, under the same conditions.
2. The order of go of the competition shall be determined by drawing lots, or by computerized random sorting.
3. Each competitor shall be ready when called, or may be eliminated at the Judge's discretion.
4. If there is an elimination heat(s), each horse must be ridden in the main go-round by the same competitor who rode it in the elimination(s). Substitution of horses between heats is not permitted.
5. Ties will not be broken, except to determine class and Championship winners. Money will be split equally between tied entries. A coin will be flipped to determine allocation of ribbons or other awards.
6. In the event of a runoff for a tie, the competitor declared the winner of a runoff must re-run the pattern within two seconds of his/her original time or the runoff must be re-staged.
7. Competitors must wait for direction from the ring steward, or activation of the green starting light before entering the arena or starting to run the pattern. Competitors must ensure they understand and obey all starting signals designated by the organizing officials.
8. Point accumulations for awards will accrue to horse/competitor combinations only.
9. Deliberate discarding of the helmet by the competitor, anywhere in the arena, will incur a five second penalty, at the judge's discretion.
10. Excessive spurring or cropping may bring elimination at the Judge's discretion. Use of any other equipment that the Judge considers too severe, or abusive striking of the horse around the head, will result in immediate elimination for that run.
11. Bats, crops, scat bats, spurs, over-&-unders, nose and eyebrow tie-downs and mechanical hackamores are permitted. The Judge, at his/her discretion, may eliminate a competitor for excessive use of a bat, crop, whip, or rope in front of the cinch.

Courses:

- The Horse Show Committee must keep in mind that a properly prepared speed event horse will negotiate prescribed patterns correctly, at speed.
- No element of a pattern should be adjacent to a fence or wall, if avoidable, as this will "hold in" a horse that is incompletely trained.
- Each course should be measured, element to element, and from the starting line.
- Fences or walls should not be used as the starting point for measuring the course, unless the arena is too small for the standard pattern.

Timing Line:

- Poles indicating the timing line, the event officials and equipment are not part of the course and should be as unobtrusive as possible.
- Where practical, they should be outside of the arena enclosure. Otherwise, timing equipment, officials and start/finish line markers should be as close to the sides of the arena enclosure as is feasible. Barrels should not be used to mark the timing line, or to support the timing equipment.

Abegweit Series Rulebook & Competition Guidelines

Ground Conditions:

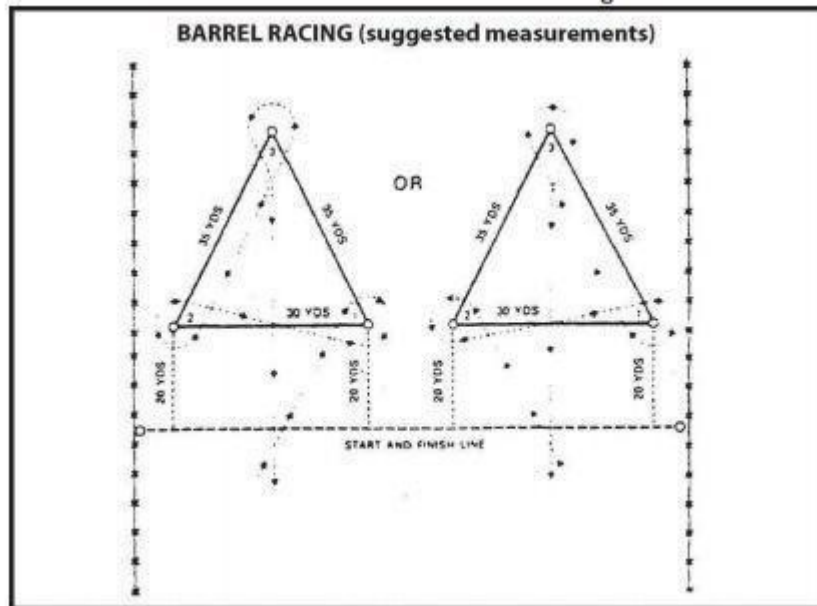
- As each competitor is attempting to negotiate the course as quickly as possible, the arena surface, therefore, must afford secure footing at speed. If the surface is hard and/or slippery, it should be worked deeply enough to provide good footing. Any rocks, glass, sticks or other debris that might impair safety or injure the horses should be removed.
- Periodic arena grooming (rakes or drag) should be provided, where the surface is subject to excessive pitting, to give the same footing to each horse.
- Sufficient stopping distance should be provided beyond the finish line. See the individual event diagrams for recommended stopping distances.

Entry/Exit:

- A course must be arranged to set up and finish in the arena. No open gates. The minimum distance from the timing line to the end of the arena shall be 50 feet (15.24m).
- Adequate space must remain between barrels and any obstacle. Refer to the individual event diagrams for recommended measurements.

BARREL RACING

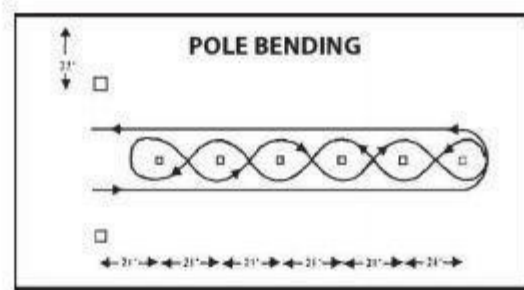
1. The official obstacle of Barrel Racing shall be a 45 gallon steel (200 litre) drum, with both ends closed. If the course is too large for the available space the pattern should be reduced five (5) yards at a time until the pattern fits the arena. Rusty or damaged barrels that might provide a hazard for horses or athletes must not be used. No padding, or a tire, which might change the diameter, height or balance of the barrels, may be used.
2. Knocking over a barrel carries a five second penalty. Failure to follow course shall cause disqualification. A competitor may touch the barrel with his or her hands in barrel racing.



Abegweit Series Rulebook & Competition Guidelines

POLE BENDING

1. The official Pole Bending course is indicated in the diagram. The poles are placed on the centre line of the arena, starting 21 feet (6.4 m) from the timing line, with each successive pole a further 21 feet from the timing line. The position of each pole must be precisely marked or measured so the course can be restored exactly after knockdowns. Poles must always line up exactly.
2. The course may be run starting to the left or the right of the pattern, following the line of travel indicated on the diagram.
3. The course must start and finish inside the arena.
4. Failure to follow the correct course shall cause a disqualification.
5. Poles may be touched, but may not be held, carried, or relocated by competitors.
6. A five-second penalty shall be assessed for each pole knocked down.



ENGLISH FLAT DIVISION

General:

The Flat division has been created to show the versatility of a horse or pony on the flat. Horses or ponies in this division may be of any breed or combination of breeds, and must have natural action (not high and/ or weighted).

ENGLISH PLEASURE:

- English Pleasure horses to be judged: 45% quality of movement; 40% manners; 15% conformation.
- To be shown at a walk, trot and canter (not gallop) both ways of the ring.
- An English Pleasure horse should exhibit a proper rhythm at each gait with quality of movement and consistency of gait being of major importance.
- They should move with strides that cover the ground with ease.
- Transitions should be responsive and smooth.

ROAD HACK:

In Road Hack the most important judging criteria is PERFORMANCE which makes up 55% of the score followed by substance at 20%, conformation 15%, and manners 10%.

Class Routine and Judging:

- Horses to enter the ring at a walk.
- To be shown at a flat-footed walk trot, strong trot, easy canter and hand gallop. (not more than 8 horses to gallop at one time)
- To be shown in both directions
- Horses may also, at the discretion of the judge, be asked to halt with immobility.

ENGLISH EQUITATION ON THE FLAT

General:

In this class, it is the athlete's skill that is being assessed and judged and not that of the horse. This Division allocates points to the athlete only. An athlete will not receive points for more than one entry in any given class at a show.

Judging:

- Athletes will be judged on seat, hands and legs, and their ability to control and show their horse.
- The class will proceed at least once around the ring at each gait – walk, trot and canter – and on command will reverse and repeat.
- Following the rail work, the class will line up and perform individual tests at the judge's discretion.

Individual tests from which the Judge must choose:

- Dismount and mount
- Rein back
- Figure 8 at a trot, demonstrating change of diagonals
- Figure 8 at a canter with a simple lead change through trot (three or four trotting steps)
- Extended trot or medium trot
- Turn on the haunches
- Change of leads on a straight line down the center line with a simple change through the trot or walk
- Counter canter

HUNTER DIVISION

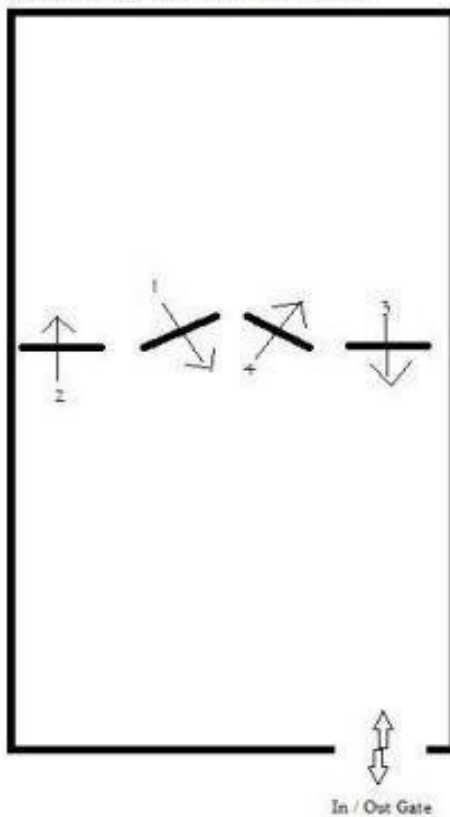
Hunter Poles on Ground (POG):

- The objective of this class is to introduce athletes (equine and human) to the requirements of independent riding over courses.
- A course of 4 - 8 poles (example of a four-fence course illustrated) set out in a typical figure eight. Hunter pattern to be ridden at a trot or canter as long as control is maintained.
- Course shall allow the athlete to demonstrate both canter leads at least once per lead while on course.
- Conventional hunter style standards or wings shall be placed on either end of the poles.
- Jump cups must be removed from the wings or standards.
- No brush or natural filler shall be used over or around the poles but may be placed around the wings or standards if appropriate.
- Poles should be of the octagonal variety to avoid the potential of rolling.

Judging:

- Judging shall be 40% athlete - based on position, accuracy and effectiveness.
- 60% horse performance - based on conventional hunter scoring including regularity of pace, way of going, smoothness of transitions, forward pace and correctness of canter leads. There is no consideration of striding or distance between poles.
- An athlete going off course shall constitute elimination.
- Fall of either horse or athlete shall constitute elimination.

Example of a Basic 4 Fence / Effort Hunter or Equitation Course (to be used at the discretion of officials)



Abegweit Series Rulebook & Competition Guidelines

Hunter Division (Over Fences)

General:

- A Hunter should display good jumping form and be calm and confident while doing so.
- The horse should move with a steady rhythmic canter between the fences and jump the fence in a manner that appears to flow.
- The pace should be even throughout the course and the horse should adjust its leads accordingly.
- A well-executed change through trot will not be penalized.
- The horse should meet the fence squarely and jump in the center of the obstacle.
- A Hunter should be relaxed but show a willing and alert attitude.
- It should remain calm on its approach to the jump and continue on course quietly after landing.
- A good Hunter completes the course with rhythm, balance and style in a manner that is comfortable and safe.

Hunter Courses:

- A competition must use approved officials when setting “over fences” classes at a competition. Please see the Officials Section (page 7) for more information.
- A Hunter course should typically consist of 8-10 obstacles.
- The course should be simple and inviting and should include verticals, oxers, gates and fences with natural “fill” such as brush and flowers.
- Fences should simulate those found in a field, such as natural looking rails, brush, walls and coops.
- The fences should be natural colours such as brown, green, beige and white.
- Solid fences with lots of fill and a well-defined ground line are easier to jump. Jumps with spread (oxers) must have the back rail higher than the front.
- The height of the fences should not exceed that listed for the class.
- For example, if it is a 2’6” Hunter class, the back rail of the oxe must not exceed that height.

Conduct of Hunter Over Fences Class:

- Hunter courses must be clearly posted, at least one hour prior to the start time of the over fences portion of the show.
- Horses are shown, one at a time, over a course of hunter style obstacles.
- A performance starts when the horse enters the ring, and ends when it leaves.
- Encourage the use of back-to-back rounds in groups of 3-4.

Judging:

- A hunter is judged on movement, manners, jumping style/performance and hunting soundness.
- A Hunter should display an alert and willing attitude.
- It should be relaxed and responsive to invisible signals from its competitor
- It should present an overall appearance of being easy to ride.
- The horse should be obedient to light hand and leg cues. Transitions should be smooth and on cue.

Scoring:

- Horses will be credited for maintaining an even hunting pace while covering the ground with free flowing strides.

Abegweit Series Rulebook & Competition Guidelines

- Preference will be given to horses that meet the fence squarely, at the center of the fence, and jump with correct jumping style.
- Circling once upon entering the ring and once before leaving is permitted.
- Horses shall be rewarded for entering and exiting the ring at a relaxed walk.
- Horses will be penalized for unsafe jumping and bad form, whether or not they touch the fence.
- Twisting, incorrect leads and cross-cantering will be penalized.
- Leaving out a stride is considered dangerous and will be heavily penalized. A controlled well executed approach to the jump is more important than the number of related strides at this level.
- Excessive use of the whip will result in elimination.
- Refusals and knockdowns will be heavily penalized.
- An obstacle is considered knocked down when the height is lowered by the horse or competitor through contact with the rail or standard.

Disobediences:

Refusal

- Occurs when a horse stops in front of an obstacle (whether or not it is knocked down).
- If the horse is moved toward the obstacle but does not attempt to jump, it is considered another refusal.

Run-out

- Occurs when a horse evades or passes the obstacle to be jumped.

Loss of forward movement

- Occurs when a horse fails to maintain the trot or canter after beginning the course.

Unnecessary circling on course

- Occurs when a competitor circles his/her horse in such a manner that its original track between two consecutive obstacles (anywhere on course) is crossed.
- The exception to this is if the horse is retaking an obstacle after a refusal or run-out.

Elimination:

- Two disobediences **including refusal, stop, run-out, or extra circle.
- Bolting from the arena.
- Off course.
- Jumping an obstacle before it is reset.
- Fall of horse and/or competitor. A horse is considered to have fallen when shoulder and haunch on the same side touch the ground. Competitor may not remount.
- Deliberately addressing an obstacle.
- Excessive use of whip
- Incorrect tack

PLEASE NOTE: Individual show committees have the right go to 3rd refusal for elimination. This is suggested for lower level hunters (2'3" and below) that are new to the ring. This must be stated in the show's prize list and on the Course maps. The Judge still retains to right to stop horse and rider combination if its deemed unsafe and dangerous to continue.

HUNTER UNDER SADDLE CLASS

General:

- Hunter under saddle classes must not be the first class of a hunter division.
- The horse must be judged over fences before the flat portion of that division.

Class Routine:

- Horses from a particular hunter division will show together in the flat portion.
- They will be shown at a walk, trot and canter, both ways of the ring.
- At the judge's discretion, they may be asked to hand gallop (no more than eight to hand gallop).

Judging/Scoring:

- Horses are to be judged on their performance, condition and conformation.
- They should possess the same quality of movement as described for a good hunter.
- A flowing, balanced performance that shows rhythm and willingness shall be given maximum credit.
- Transitions should be smooth and responsive.

HUNTER EQUITATION DIVISION

General: (Hunter Equitation Division includes Hunter Equitation flat and over fences classes.)

- In these classes, the competitor is judged on their ability. It is their skill over a course of fences that is being judged and not that of the horse. This Division allocates points to the athlete (rider) only.
- Competition organizers have the discretion to determine an appropriate course length and maximum heights based on the needs of their competitors. However, allocated heights must be indicated in competition prize list.
- The hunter-type medal classes are often the kind judged as a single jumping round with additional tests worked into the course. The top riders might be called back by the judge to jump over a shortened course, or to demonstrate some movements on the flat (or the judge could make their final decision based on the first round alone). Typical tests on course at the most basic level are trot jumps and halting between markers at the end of the ring. Expect the course to have some rollbacks and less of a typical hunter flow.
- At the higher levels, additional tests worked into the course can include counter canter, halting within a line, and hand galloping a jump. The course can include a "skinny" jump, a jump at the end of the ring, etc.

Dress:

1. While competitors and judges should bear in mind that entries are being judged at all times on ability, it should be noted that neatness is a first requisite regarding rider's dress.
2. Jacket - conservative colour; Jodhpurs or breeches; ties, stocks or chokers must be worn; boots; black or brown smooth leather half chaps are permissible providing they match the boot colour.
3. Conservative-coloured protective headgear.

Tack and Equipment:

Abegweit Series Rulebook & Competition Guidelines

1. Only regular cavessons with snaffles, pelhams, double bridles or kimberwicks are permissible. Pelham converters allowed only in Junior classes. Reins must be made entirely of leather. Spurs of the unrowelled type, whip optional. No whip may exceed 75 cm (30") in length.
2. Saddle should be plain English, Dressage or modified jumping. Extreme forward seat is not recommended.
3. Running or standing martingales are not permitted in flat classes, except in the flat phase of medal classes where further testing over fences will be required
4. Boots and conservative coloured bandages are permitted in hunter equitation classes.
5. Stirrup irons must not be affixed to the rider's foot or boot in any manner. To facilitate the judge's view of the rider's foot position, black or coloured stirrups or stirrups with black or coloured branches are not permitted and, if used, will incur elimination. Only silver/grey or silver/grey safety stirrups with elastics of any colour are permitted.

JUMPER DIVISION

General:

- A jumper is scored on performance.
- Classes are offered by height divisions.
- Please see eligible classes for year-end award qualification.
- Abegweit Series jumper divisions are classified according to the maximum height of the fences to be jumped.
- A jumper competition is a timed event and will be set to run in either an indoor or outdoor arena.
- The competitor will test his/her horsemanship skills by jumping a series of obstacles that allow him/her to demonstrate the freedom, energy and obedience of their horse.
- The obstacles in a Abegweit Series should be set so that they are simple and yet provide enough challenge to adequately test the horse's jumping skill.
- Jumper fences are typically more airy than hunter fences and provide less of a ground line.
- The rails and standards are often brightly coloured and the jumps may vary in width (some being narrow). Courses may vary in their degree of difficulty by changing how a fence is built, whether it is a vertical or an oxer, or where the fences are in relation to the in-gate.
- The slope and shape of the ring may also influence the degree of difficulty within a course.

Conduct of a Jumper Class:

- The course must be posted at least one hour before the start of the class.
- The "order-of-go" must be posted at least 30 minutes before the start of the class.
- Where a competitor has more than one horse in the class, the order-of-go should provide at least five horses between the competitor's horses. The other horses will be moved up in order to satisfy this rule.
- Time limit is equal to twice the time allowed.
- Electronic timing should be used if possible. At least one (backup) timer with a stopwatch must record every jumper round.
- Without electronic timing, two timers are preferable, averaging the times for the official time.
- Late and post entries go first in a class when they are accepted after the order-of-go is drawn.

Abegweit Series Rulebook & Competition Guidelines

- The judge's whistle signals the start of a round, after which the horse has 60 seconds to cross the starting line or face elimination.
- Flags are used on the jumps to indicate the approach to be taken.
- Red flags indicate the right-hand side and white flags the left hand side of the jumps.

Jump Off:

- Those competitors who are in equal first place after one round of the same competition may take part in a jump off.
- The order of starting in the jump off must remain the same as the order of starting for the original round. ** Exception: the show committee may go with immediate jump off after a clear round. The jump off must be conducted under the same rules and table as the original class.

PC Table A PENALTIES:

- Obstacle and time penalty scores are added together to give the competitor a score for the round.
- Time may be used as a deciding factor to separate equality for first place and/ or lower places according to the specifications given for the competition.

First disobedience	4
Obstacle knocked down while jumping	4
One or more feet in water jump or on lathe	4
First fall of horse or competitor or both in class	Elimination
Refusal, plus knocking down an obstacle	4 penalties + time correction
Second disobedience	Elimination
Exceeding time allowed	1 penalty for every 4 second interval (or started interval) over the time allowed
Exceeding the time allowed in jump off	1 penalty for each second exceeding the time allowed

PLEASE NOTE: Individual show committees have the right to go to 3rd refusal for elimination. This is suggested for lower level jumpers (2'3" and below) new to the Jumper ring. This must be stated in that shows prize list and on the Course maps. The Judge still retains the right to stop horse and rider combination if its deemed unsafe and dangerous to continue.

- Penalties for disobediences accumulate not just at the same obstacle but throughout the entire round.

Knockdowns:

- An obstacle is considered knocked down when the height is lowered by the horse or competitor

Disobediences Refusal:

- Occurs when a horse stops in front of an obstacle (whether or not it is knocked down).
- If the horse is moved toward the obstacle but does not attempt to jump, it is considered another refusal.

Run-out:

- Occurs when a horse evades or passes the obstacle to be jumped. Loss of forward movement.
- Occurs when a horse fails to maintain the trot or canter after beginning the course.

Abegweit Series Rulebook & Competition Guidelines

Unnecessary circling on course:

- Occurs when a competitor circles his/her horse in such a manner that its original track between two consecutive obstacles (anywhere on course) is crossed.
- The exception to this is if the horse is retaking an obstacle after a refusal or run-out.

Elimination:

- Two disobediences including refusal, stop, run-out, or extra circle.
- Bolting from the arena.
- Off course.
- Jumping an obstacle before it is reset.
- Fall of horse and/or competitor. A horse is considered to have fallen when shoulder and haunch on the same side touch the ground. Competitor may not remount.
- Deliberately addressing an obstacle.
- Failure to start the course within 60 sec. of bell or whistle.
- Starting (or continuing) on course before the signal to proceed.
- Jumping an obstacle before crossing the start line.
- Leaving the arena before finishing the course.

DRESSAGE DIVISION

General:

- Dressage is an exhibition of riding in which the horse is controlled in certain maneuvers by very slight movement of the competitor's hands, legs and weight in the saddle.
- The FEI (Federation Equestrian Internationale) rules describe dressage as; "the development of the horse into a happy athlete through harmonious education. As a result, it makes the horse calm, supple, loose and flexible, but also confident, attentive and keen, thus achieving perfect understanding with his competitor."
- Dressage is shown at specific levels. These levels are progressively more challenging and reflect the development of the horse and competitor's skills and abilities.
- The tests ridden in competition measure the horse and competitor's schooling and correctness and are scored accordingly. Each level has a specified format which is stated on the test form. Each movement within the test is described and the elements to be performed are outlined.
- The use of two-way communication devices in the competition arena is prohibited.
- A competitor may enter only two consecutive levels at any show. A horse may not be ridden in more than 4 tests per day.

Tests:

- Abegweit Series competitions, as provincially sanctioned competitions, will use the EC Dressage Tests up to and including Second Level. Dressage tests are available on the EC website (www.equestrian.ca)

Purpose of Tests - At all times the training should be in compliance with the training scale, the basis of which is three pure gaits.

- a) Training Level – The purpose of training level is to confirm that the horse's muscles are supple and loose and that it moves freely forward in a clear and steady rhythm, accepting contact with the bit. The balance need only be level, but not on the forehand.
- b) First Level – The purpose of First Level is to confirm that the horse, in addition to the requirements of Training Level, has developed the ability to lengthen the stride at the trot

Abegweit Series Rulebook & Competition Guidelines

without losing rhythm or tempo. The balance need only be level but not on the forehead. A more consistent contact with the bit should be maintained.

- c) Second Level – From this level on, the horse must be reliably on the bit. The purpose of Second Level is to confirm that the horse, having developed the requirements of First Level, now shows that through additional training it accepts more weight on the hindquarters (collection) and can elevate the forehead sufficiently to execute balanced medium gaits and transitions. Self-carriage is required. Turns on haunches through walk, simple changes (through walk), and lateral movements are an integral part of the development within this level.

Scoring:

10 - Excellent	6 - Satisfactory	2 - Bad
9 - Very Good	5 - Sufficient	1 - Very Bad
8 - Good	4 - Insufficient	0 - Not Performed
7 - Fairly Good	3 - Fairly Bad	

The collective marks are based on:

- The freedom and regularity of the horse's movement (gaits)
- The horse's desire to move forward with elasticity of steps and roundness (impulsion)
- The horse's attention and confidence, harmony with the competitor, lightness of movement and acceptance of the bit (submission)
- The competitor's correctness and effectiveness of aids
- The competitor's position and seat
- Harmony between competitor and horse

Elimination:

An entry shall be eliminated under the following circumstances:

- Taking more than 45 seconds to enter the arena at A after the start signal
- evidence of blood on the horse
- use of illegal equipment
- contravention of dress rules
- unauthorized assistance
- three errors of course
- fall of horse or competitor during the test
- dangerous/unruly behaviour of horse
- all four feet of the horse leave the arena
- dismounting during a dressage test
- prolonged resistance of more than 45 seconds or when Judge considers the resistance to pose a safety risk to horse or rider
- lameness.
- Judge's decision is final with no appeal.

Arena:

- Dressage is performed in an arena with a set of letters that designate where movements are to be executed.
- The arena must be flat and level.
- The arena size may be 20m x 40m or 20m X 60m for Training Level. First Level through Fourth levels must be ridden in 20m x 60m arena.

Abegweit Series Rulebook & Competition Guidelines

- The arena should be separated from the public by a distance of 15 meters surrounding the arena if possible. It is recommended the competition arena should be separated from the public by a minimum distance of 10 meters for outdoor rings and 5 meters for indoor rings.
- The arena itself should be surrounded by a low fence about 0.30 meters high. The part of the fence at “A” should be easy to remove to allow the competitor in and out of the arena in a suitable way. The rails of the fence should be such to prevent the horse’s hooves from entering.
- The letter markers outside the ring enclosure should be placed about 0.50 meters from the fence and clearly marked. It is desirable to put a special mark on the inside of the fence itself, level with and in addition to the letter concerned. The part of the fence at A may remain open once the competitor has entered the ring. The decision to leave the part of fence at A opened or closed must be a decision for the entire class as the conditions must be the same for all competitors in a class. The letter A must be placed at least 5 meters away from the arena and a distance of up to 15 meters is permitted.
- Arena fence conditions must be the same for all competitors in a class.
- The judge and scribe must have an appropriate seat and table that is raised if possible to give him/her a good view of the arena.

Standard Arena	Small Area	Metric Conversions
		<p>60 meters = 196.85 feet</p> <p>40 meters = 131.2 feet</p> <p>20 meters = 65.61 feet</p> <p>Feet to meters: multiply feet by .3048</p> <p>Meters to feet: divide meters by .3048</p>

WESTERN STYLE DRESSAGE

The Abegweit Series will use the Western Style Dressage Association of Canada’s Patterns. The Western Dressage horse is a pleasure to ride, and works in harmony with the competitor, is calm, supple, loose, balanced and flexible. The horse is also confident and willing to perform the correct basics with little effort. Introductory - the horse demonstrates correct basics, rhythm, balance and straightness moving forward freely with some connection to the aids. Basic Tests– the basic level horse has increased balance and activity of the hind quarters to achieve improved connection and softness.

Level 1– the horse demonstrates a greater degree of suppleness, balance, straightness and self-carriage and engagement of the hind quarters.

Level 2– increased engagement is demonstrated, especially in the lengthened jog and lope. The horse demonstrates transitions between collected and lengthened gaits as well as a greater degree of straightness, bending, suppleness, balance and self-carriage.

PLEASURE DRIVING DIVISION

(All classes in this division are open to a single horse hitched to a cart)

General Safety:

- All persons involved in the competition should keep safety foremost in their minds. Having the horse under control at all times not only is a safeguard for an athlete and passengers, but for everyone present and involved.
- In the case of an accident, the judge or management may require a safety inspection of the vehicle and/or harness involved before allowing either to be used in succeeding classes.
- It is the responsibility of each athlete to insure the harness and vehicle are in good repair and structurally sound.
- Athletes should strive to maintain a safe distance from other vehicles both during the competition and in the warm up and parking areas.
- All rules of the road should be observed unless uniformed officials direct otherwise.
- Bridles should be adjusted to fit snugly to prevent catching on a vehicle or other pieces of harness and under no conditions shall a bridle be removed from a horse while it is still put to a vehicle. Failure to comply will incur elimination.
- The horse must never be left unattended while put to a vehicle. Failure to comply will result in elimination.
- At the discretion of the competition management one header per athlete may be utilized to ensure the safety of the exhibitors and spectators. Headers must be properly attired.
- Junior athletes must have a header. Headers will ride with the athlete during the work portion and position themselves at the horse's head in the lineup. Headers should stand at the front and to the left of the horse's head. Headers are to stand still and not touch or interfere with the horse unless it becomes necessary to restrain the horse for safety reasons. If restraint is required prior to the completion of judging, the entry may be penalized.
- The IHC encourages the use of protective headgear.
- All competitors must wear a ASTM/SEI or BSI/BS EN safety approved headgear while participating in any event sanctioned by the IHC. Please see the Helmet Policy (Competition Rule #5) regarding helmet requirements.

Style of Driving:

- Either the one- or two-hand method of driving is acceptable.
- The athlete should be seated comfortably on the box so as to be relaxed and effective. The elbows and arms should be close to the body with an allowing, but steady hand enabling a consistent "feel" with the horse's mouth.
- Athletes should not be penalized or rewarded for using one style over another. In a reinsmanship class, in order to evaluate an athlete's versatility, the judge may request an appropriate test involving driving with one hand.

Use of Whip:

- An appropriate driving whip shall be carried in hand at all times while driving.
- Failure to carry a whip in hand incurs penalties.
- The whip salute is used to acknowledge the judge at the start and finish of an individual test.

Outside Assistance:

- Only the athlete may handle the reins, whip, or brake during a competition. Failure to comply will incur elimination.

Abegweit Series Rulebook & Competition Guidelines

- No change of athlete is permitted.
- Athletes receiving outside assistance after the judging has begun will be eliminated at the judge's discretion unless that assistance has been specifically allowed.

Dress:

- Athletes should be dressed conservatively according to the style of the present day. Period costumes or gaudy trappings are discouraged.
- Dress for the athletes should conform to the type of turnout.
- Men should wear a coat or jacket while appearing in any class unless excused from doing so by the judge and/or show management.
- Women should wear a conservative dress, tailored suit, or slacks.
- The athlete shall wear an ASTM/SEI or BSI/BS EN approved helmet and gloves. Please see the Helmet Policy (Competition Rule #5)

The Horse(s):

- A horse may be of any breed or type, colour or size as long as it is capable of performing the gaits required.
- Braiding of the mane is optional.
- If shod, it should be suitable for pleasure driving.
- Bits: Snaffle and other types of traditional driving bits are allowed. Burr, gag and twisted wire bits of any type are not permitted.

Gaits:

- **WALK:** A free, regular and unconstrained walk of moderate extension is required. The horses should walk energetically, but calmly, with even and determined pace.
- **SLOW TROT:** The horse should maintain forward impulsion while showing submission to the bit. The trot is slower and more collected, but not to the degree required in the dressage collected trot. However the horse should indicate willingness to be driven on the bit while maintaining a steady rhythm.
- **WORKING TROT:** This is the pace between the strong and the slow trot and more round than the strong trot. The horses go forward freely and straight, engaging the hind legs with good hock action; on a taut, but light, rein; the position being balanced and unconstrained. The steps should be even. The hind feet touch the ground in the footprints of the fore feet.
- **STRONG TROT ("Trot On"):** This is a clear, but not excessive, increase in pace and lengthening of stride while remaining well balanced and showing appropriate lateral flexion on turns. Light contact to be maintained. Excessive speed will be penalized.
- **HALT:** Horses and vehicle should be brought to a complete square stop without abruptness or veering. At the halt, horses should stand attentive, motionless and straight with the weight evenly distributed over all four legs and be ready to move off at the slightest indication from the athlete.
- **REIN BACK:** A backward movement in which the legs are raised and set down simultaneously in diagonal pairs with the hind legs remaining well in line.
 - a) The horse must move backward at least four steps in an unhurried manner with head flexed and straight, pushing the carriage back evenly in a straight line. And
 - b) move forward willingly to former position using the same quiet aids.

Abegweit Series Rulebook & Competition Guidelines

CLASSES

Turnout Class:

- A pleasure driving class consists of entries that are judged primarily on the performance and quality of each turnout.
- To be shown both ways of the arena at a walk, slow trot, working trot and strong trot.
- To stand quietly and to rein back.
- Entries may be chosen for a workout and are to be worked both ways of the arena at any gait requested by the judge, and may be asked to execute a figure of eight and/or perform other appropriate tests.

To be judged:

40% on performance, manners and way of going
30% on the condition fit and appropriateness of harness/vehicle
15% on neatness and appropriateness of attire
15% on overall impression.

Working Class:

- A pleasure driving class consists of competitors who are primarily judged on the suitability of the horse to provide a pleasant drive.
- To be shown both ways of the arena at a walk, slow trot, working trot and strong trot.
- To stand quietly, both on the rail and while lined up, and to rein back.
- All entries chosen for a workout may be worked both ways of the arena at any gait requested by the judge and may be asked to execute a figure of eight.

To be judged:

70% on performance, manners and way of going of horse
20% on the condition and fit of harness and vehicle
10% on neatness of attire

Reinsmanship (i.e. A Driving Equitation Class):

- A pleasure driving class consists of competitors who are primarily judged on the ability and skill of the athlete.

To be judged:

75% on athletes handling of the reins and whip, his/her control, posture and overall appearance
25% on the condition of the harness, vehicle, and neatness of attire

Obstacle Driving:

- This is a timed event.
- Wire wheeled vehicles will not be permitted unless Show Committee is satisfied the vehicle is safe.
- To be driven over a prescribed course of obstacles.
- The number of obstacles is to be proportionate to the dimensions of the driving area.
- Not to exceed 20 obstacles.
- After passing the starting line, the competitor shall proceed through each obstacle in order to the designated finish line.
- Placings are determined on the manner of the horse's performance through the course.
- The course may consist of individual (paired) cones or other type of markers (rails, fence panels, barrels, etc.).
- A course diagram must be posted at least one hour before the start of the class.

MARITIME BRED AWARD

General:

- English or Western Tack
- Competitors will be required to walk, trot/jog, and canter/lope both ways of the ring.
- The horse may be stripped for confirmation.
- To be judged on: 40% Performance, 60% Conformation.

Date Approval Process

(to be reviewed and re-established yearly)



ABEGWEIT SERIES HELMET WAIVER FOR ADULT ATHLETES

1. I am aware that approximately 60% of horse related human deaths are caused by head injuries, and that 70 to 80% of these possibilities could be prevented by proper, approved headgear and it is strongly recommended helmets be worn in all classes.

Competitor's Signature _____

2. I am also aware that the judge has been instructed not to penalize any athlete who decides to compete in approved protective headgear at this competition, no matter what the age or discipline of the athlete. I am aware that I must wear ASTM/SEI, or BSI/BS EN, approved protective headgear in all classes except the classes in the Western Performance Division.

Competitor's Signature _____

3. I have read the above information and I hereby accept the risk associated by my choice to not wear a helmet including but not limited to injury or death.

Competitor's Signature _____

4. I agree to accept this risk and hold harmless, the IHC, this competition, their officials, organizers, agents, employees and their representatives, from and against all claims including any injury or loss suffered during or in connection with the competition; anywhere on the grounds and surrounding area (i.e. practice ring, stable area).

Competitor's Signature

Competitor's Name (Please Print)

Date

Witness

Date



**JUNIOR SPORTSMANSHIP AWARD
COMPETITION NOMINATION FORM**

The Abegweit Series Competition: _____ is pleased to nominate this youth, who competed at this competition, for the Abegweit Series Junior Sportsmanship award.

Sportsmanship involves the exemplary conduct of the youth while competing in the competition ring and interacting with other competitors and officials (Including judges, ring stewards and competition committees), working in the stabling areas (in the care and use of horses), and associating with the general public.

JUNIOR'S NAME: _____

ADDRESS _____

_____ POSTAL CODE: _____

TEL. # _____

DATE OF BIRTH: _____ [must be under as of January 1].
dd/mm/yyyy

Example(s) of the Nominee's actions/conduct which lead you to nominate this individual:

This nomination is submitted by: _____ tel.# _____

NOTE: Complete this nomination form and submit it with your competition results to the IHC. Each competition will determine its own method of selecting its youth nominee. Competition Organizers may only submit one nomination per Abegweit Series competition. Officials or fellow competitors may submit nominations separately from Competition Organizers The nominee may be any youth entered in the horse competition who is under 19 years of age as of Jan1st. All qualifying nominations will be entered into a drum and one selected for the award. Names of all nominees will be printed in the IHC newsletter and/or on the IHC Website.